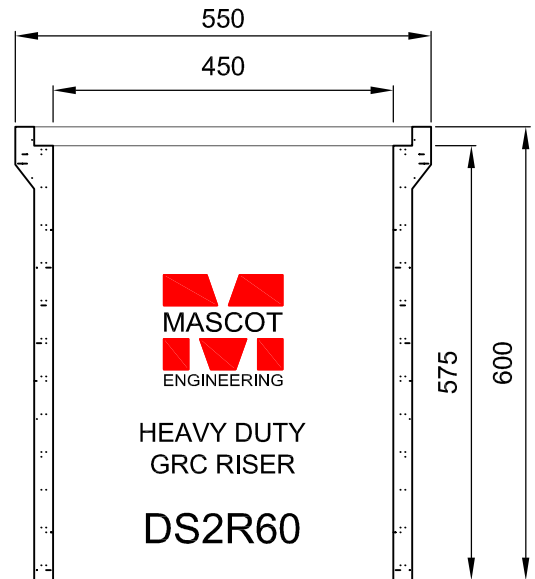
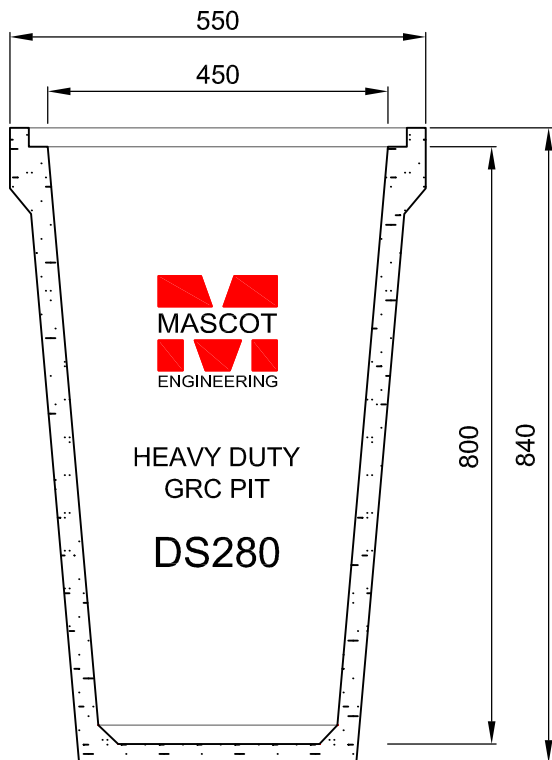
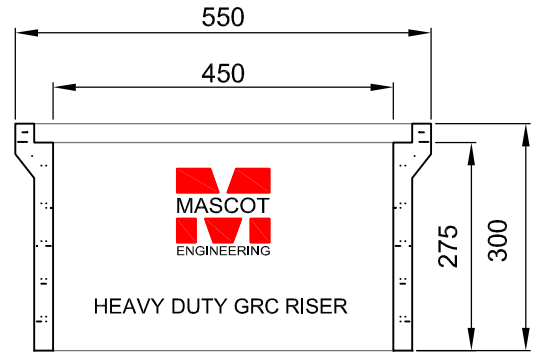
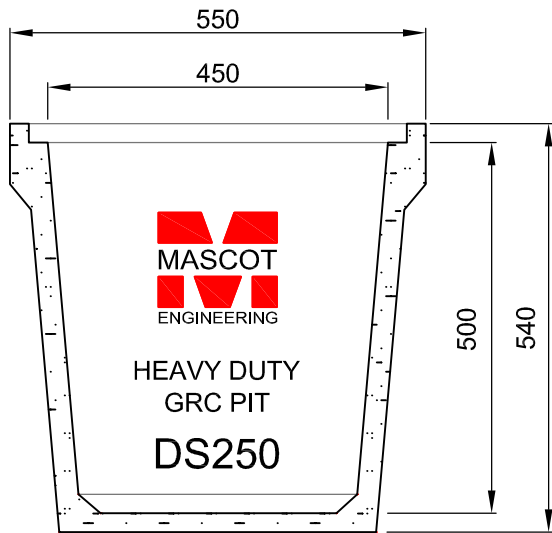


MASCOT ENGINEERING G.R.C.
 GLASS REINFORCED CONCRETE
 DRAINAGE PITS & RISERS DETAILED DRAWINGS
 DS250 / DS280 / DS2R30 / DS2R60

450mm x 450mm PIT CHAMBER
 DRAINAGE PITS & RISERS



Grates available in all Class ratings (AS3996)

- Drop in GMS Grate (available in heel proof grate)
- Hinged & Bolt Down GMS Grate & Frame
- Steel checker plate GMS
- Cast Iron Grates
- Concrete surrounds with Hinged & Bolt Down GMS Grate/Cast Iron Grate
- Drawings available upon request

For any further queries, contact Head Office on 1300 885 295, or your local representative.

SCALE 1:10

REVISION:

© Copyright

A

DRAWING No:

DS2